

BRUNTON

RESIDENTIAL

T. 0191 466 1992
E. jesmond@bruntonresidential.co
A. 125 St George's Terrace, NE2
W. 2DN
bruntonresidential.com



Poppy Place

Brunton Rise Great Park, NE13 9EZ

360 VIRTUAL TOUR - Available 04/07/2026- Rent £1050pcm - New Taylor Wimpey Canford 2-bed semi-detached home - Rear garden with shed - Fitted kitchen - Family bathroom - Allocated parking space - Available on an unfurnished basis - Gas central heating - Easy access to A1 - Call today for viewings or apply online to avoid disappointment.

£1,050 Per Month

17 Poppy Place

Brunton Rise Great Park, NE13 9EZ



360 VIRTUAL TOUR - Available 04/07/2026 - Rent £1050pcm - New Taylor Wimpey Canford 2-bed semi-detached home - Rear garden with shed - Fitted kitchen - Family bathroom - Allocated parking space - Available on an unfurnished basis - Gas central heating - Easy access to A1 - Call today for viewings or apply online to avoid disappointment.

The internal accommodation briefly comprises; entrance porch with access to WC, an open plan style kitchen with integrated dishwasher, washing machine, oven and gas hob, with windows to the front. To the rear, there is a full-width lounge with French door access to the rear garden. The first floor consists of a master bedroom, bedroom two with fitted wardrobes and a family bathroom WC. Externally there is a small garden to the front with pathway access to the front door and side access to the rear garden with outside tap, lights and fenced boundaries. One allocated space for off-street parking is provided with the property.

TO THE GROUND FLOOR

Hall

Kitchen

10'6" x 6'6" (3.19m x 1.99m)

WC

6'5" x 3'1" (1.96m x 0.93m)

Lounge

15'11" x 13'5" (4.84m x 4.10m)

Landing

Bedroom 1

8'7" x 13'5" (2.61m x 4.10m)

Bathroom

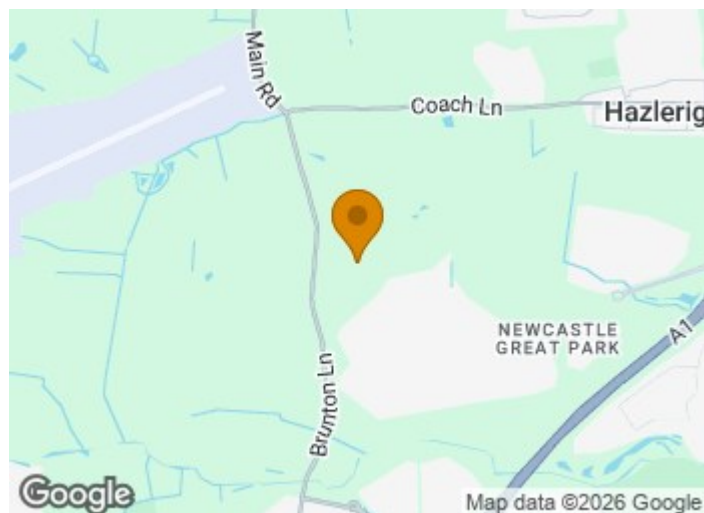
7'2" x 6'7" (2.18m x 2.00m)

Bedroom 2

10'1" x 13'5" (3.08m x 4.10m)

TO THE FIRST FLOOR

Disclaimer.

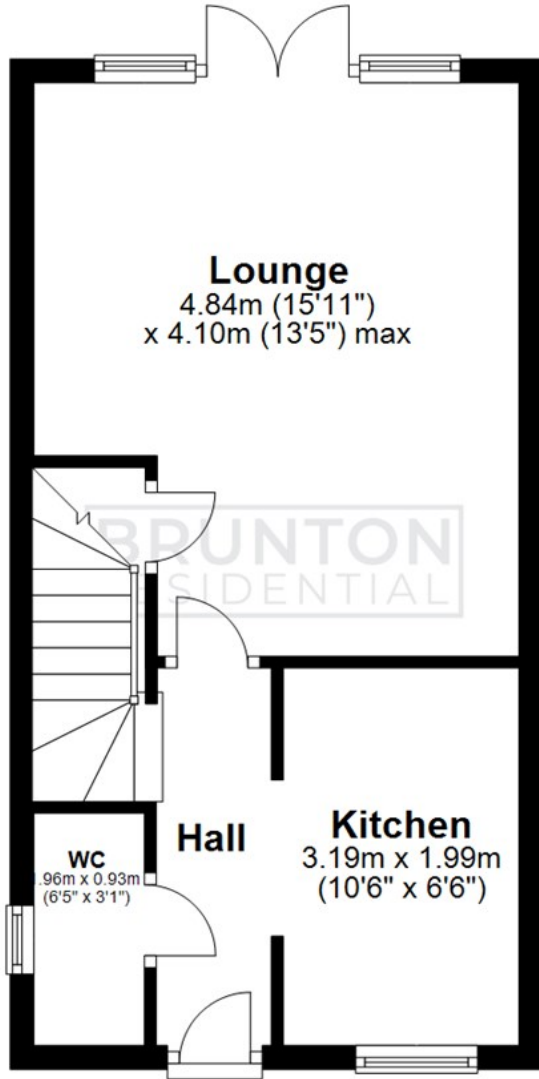


- 360 VIRTUAL TOUR
- 2 BED SEMI DETACHED HOME
- FITTED KITCHEN WITH APPLIANCES
- COUNCIL TAX BAND B
- AVAILABLE 04/07/2026
- TAYLOR WIMPEY CANFORD BUILD
- FAMILY BATHROOM WITH SHOWER
- RENT £1050PCM
- NEW DEVELOPMENT
- REAR GARDEN WITH SHED

Floor Plan

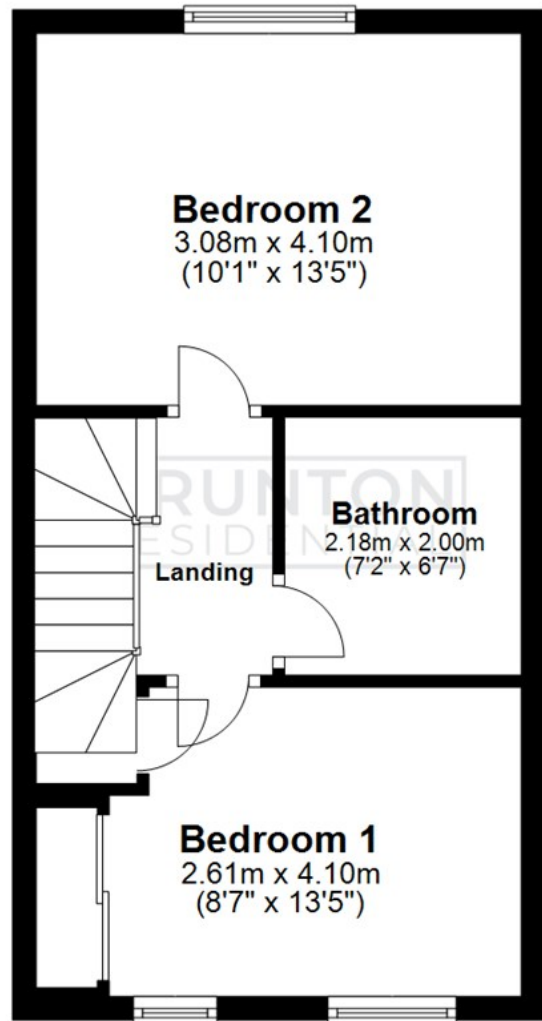
Ground Floor

Approx. 33.3 sq. metres (358.5 sq. feet)



First Floor

Approx. 33.0 sq. metres (355.7 sq. feet)



All measurements are approximate and are for illustration only.
Plan produced using PlanUp.

These particulars, whilst believed to be accurate are set out as a general outline only for guidance and do not constitute any part of an offer or contract. Intending purchasers should not rely on them as statements of representation of fact, but must satisfy themselves by inspection or otherwise as to their accuracy. No person in this firm's employment has the authority to make or give any representation or warranty in respect of the property.

